

# EDGE Magic Pyramidal Graphs

H.Velwet Getzimah<sup>1</sup>, D.S.T.Ramesh<sup>2</sup>

<sup>1</sup>Department of Mathematics, Pope's College, Sawyerpuram affiliated to Manonmaniam Sundaranar University, Tamil Nadu, India.

<sup>2</sup> Department of Mathematics Margoschis College, Nazareth affiliated to Manonmaniam Sundaranar University, Tamil Nadu, India.

**Abstract-** Let  $G = (V, E)$  be a graph with  $p$  vertices and  $q$  edges. The Edge Magic Pyramidal labeling of a graph  $G$  with  $p$  vertices and  $q$  edges is an assignment of integers from  $\{1, 2, 3, \dots, p_q\}$  to the vertices and edges of  $G$  where  $p_q$  is the  $q^{\text{th}}$  Pyramidal number so that at each edge the sum of that edge label and the labels of the vertices incident with that edge is a constant and the constant must be a Pyramidal number. In this paper we prove that the Complete bipartite graphs, Peterson graph and all Stars are Edge Magic Pyramidal graphs and introduce the concept of Edge magic Shift labeling, Edge Antipyramidal labeling. Also we investigate the Edge magic strength of certain graphs. By a graph we mean a finite, undirected graph without multiple edges or loops. For graph theoretic terminology, we refer to Harary [4] and Bondy and Murty [2]. For number theoretic terminology, we refer to M. Apostol [1].

Keywords: Pyramidal number, Antipyramidal, Stars, bipartite.

## I. INTRODUCTION:

A labeling of a graph is an assignment of labels to the vertices or edges or to both the vertices and edges subject to certain conditions. Magic labelings have their origin from magic squares and it was first introduced by Sedlacek. In an Edge magic pyramidal labeling the weight of an edge is the sum of the edge label and the labels of the vertices incident with that edge. In an Edge magic pyramidal labeling the weight of each edge is a constant and the constant must be a pyramidal number. For a particular graph there are many edge magic constants. In this paper the range of the Edge magic constants are determined for certain graphs and their magic strengths are specified. Also Strong, Weak, Ideal edge magic graphs are identified and the concept of Edge magic Shift labeling, Edge Antipyramidal labeling is introduced.

## II. EDGE MAGIC PYRAMIDAL LABELING

**Definition 2.1:** A Triangular number is a number obtained by adding all positive integers less than or equal to a given positive integer  $n$ . If  $n^{\text{th}}$  Triangular number is denoted by  $T_n$  then  $T_n = \frac{n(n+1)}{2}$ . Triangular numbers are found in the third diagonal of Pascal's Triangle starting at row 3. They are 1, 3, 6, 10, 15, 21...

**Definition 2.2:** The sum of Consecutive triangular numbers is known as tetrahedral numbers. They are found in the fourth

diagonal of Pascal's Triangle. These numbers are 1, 1 + 3, 1 + 3 + 6, 1 + 3 + 6 + 10...

(i.e.) 1, 4, 10, 20, 35...

**Definition 2.3:** The Pyramidal numbers or Square Pyramidal numbers are the sums of consecutive pairs of tetrahedral numbers. The following are some Pyramidal numbers. 1. 1 + 4, 4 + 10, 10 + 20, ...

(i.e.) 1, 5, 14, 30, 55...

**Remark 2.4:** The Pyramidal numbers are also calculated by the following formula:

$$p_n = \frac{n(n+1)(2n+1)}{6}$$

**Definition 2.5:** The Edge Magic Pyramidal labeling of a Graph  $G=(V,E)$  is defined as a one-to-one function  $f$  (we call Edge Magic Pyramidal function) from  $V(G) \cup E(G)$  onto the integers  $\{1,2,3,\dots,p_q\}$  with the property that there is a constant  $\mu_f$  such that  $f(u) + f(v) + f(uv) = \mu_f$  where  $uv \in E(G)$  and the constant  $\mu_f$  must be a Pyramidal number. Here  $p_q$  denotes the  $q^{\text{th}}$  Pyramidal number. The constant  $\mu_f$  is called as the Edge Magic constant of the given graph. The graph which admits such a labeling is called an Edge Magic Pyramidal graph.

**Remark 2.6:** For a graph G, there can be many Edge Magic Pyramidal functions and for each function f there is an Edge Magic constant.

**Notation:** The notation  $p_i$  is used for each Pyramidal number where  $i = 1, 2, 3, \dots$

**Theorem 2.7:** All Complete bipartite graphs  $K_{m,n}$ , are Edge Magic Pyramidal with  $p_{m+2} \leq \mu_f \leq p_{m^2+i}$  for  $m = n$  where  $i$  takes the values  $0, 2, 4, 6, \dots$  for each  $m$  ranging from  $2, 3, 4, \dots$  and for  $m \neq n$ ,  $\mu_f$  approximately varies from  $p_{m+2} \leq \mu_f \leq p_{mn+m \sim n}$ . **Proof:** Let G be a Complete bipartite graph  $K_{m,n}$ . Let  $G = (V(G), E(G))$ . Then V can be partitioned into two subsets  $V_1$  and  $V_2$  such that every line joins a point of  $V_1$  to a point of  $V_2$ . Let  $v_1, v_2, \dots, v_m$  be the vertices of  $V_1$  and  $u_1, u_2, \dots, u_n$  be the vertices of  $V_2$ . Let  $e_1, e_2, \dots, e_{mn}$  be the edges of  $K_{m,n}$ . Therefore we have  $V = V_1 \cup V_2$ . Let  $|V_1(G)| = m$  and  $|V_2(G)| = n$ . Hence  $|V(G)| = m+n$  and  $|E(G)| = mn$ .

Define  $f: V(G) \cup E(G) \rightarrow \{1, 2, 3, \dots, p_q\}$  as follows:

$$f(v_1) = \left\lfloor \frac{\mu_f}{2} \right\rfloor$$

$$f(v_i) = f(v_{i-1}) - (n + 2) \text{ for } 2 \leq i \leq m \forall v_i \in V_1$$

$$\text{Define } f(u_1) = \begin{cases} f(v_1) - 1 & \text{if } \mu_f \text{ is odd} \\ f(v_1) - 2 & \text{if } \mu_f \text{ is even} \end{cases}$$

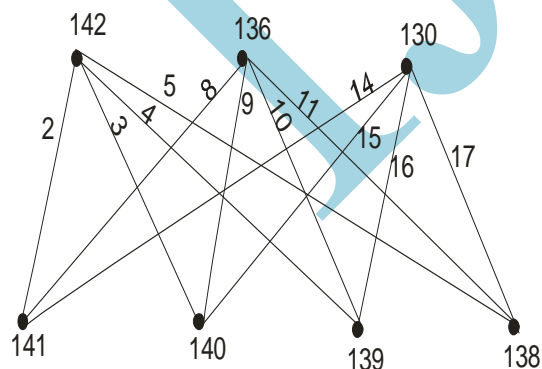
$$f(u_i) = f(u_{i-1}) - 1 \text{ for } 2 \leq i \leq n \forall u_i \in V_2$$

$$f(e_i) = i + 1, \text{ for } 1 \leq i \leq mn \text{ and } i \neq n + 1, 2n + 1, 3n + 1, \dots$$

$$f(e_i) = f(e_{i-1}) + 3, \text{ for } i = n + 1, 2n + 1, 3n + 1, \dots$$

By the above labeling all Complete bipartite graphs  $K_{m,n}$  are Edge Magic Pyramidal graphs.

**Example:**



Edge Magic Pyramidal labeling of  $K_{3,4}$  ( $\mu_f = 285$ )

**Remark 2.8:** For the above Complete bipartite graph we have given  $\mu_f$  the value  $p_9 = 285$ , We have  $p_{m+2} \leq \mu_f \leq p_{m^2+i}$  and therefore  $\mu_f$  can take all the pyramidal numbers

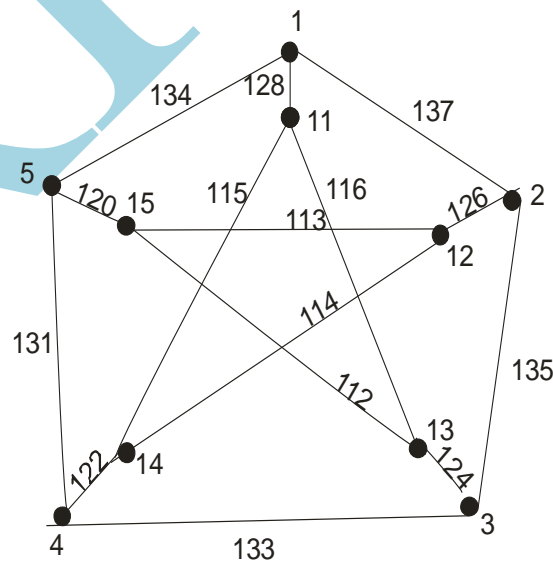
between  $p_{m+2} = p_5$  and  $p_{m^2+i} = p_{13} = 819$  and hence the possible values of  $\mu_f$  are 55, 91, 140, 204, 285, 385, 506, 650 and 819. **Theorem 2.9:** The Peterson graph is Edge Magic Pyramidal with  $p_{m-3} \leq \mu_f \leq p_n$  where  $m, n$  are the vertices and edges in the graph.

**Proof:** Let  $v_i, 1 \leq i \leq 10$  be the vertices in the clockwise direction. Let  $e_i = v_i v_{i+1}, 1 \leq i \leq 4, e_5 = v_5 v_1, e_i = v_i v_{i-5}, 6 \leq i \leq 10$  be the edges in the clockwise direction. Let  $e_i, 11 \leq i \leq 15$  be the edges of the Star shaped Cycle of the Peterson graph where,  $e_{11} = v_9 v_6$ , in the clockwise direction. Here the number of vertices  $m = 10$  and the number of edges  $n = 15$ .

$$\text{Define } f(v_i) = \begin{cases} i & \text{for } 1 \leq i \leq 5 \\ i + 5 & \text{for } 6 \leq i \leq 10 \end{cases}$$

$f(e_i) = \mu_f - \sum f(v)$  for  $1 \leq i \leq 15$  where  $\sum f(v)$  denote the sum of the labels of the vertices incident with  $e_i$ . By the above labeling the Peterson graph is an Edge Magic Pyramidal graph.

**Example:**



Edge Magic Pyramidal labeling of Peterson graph ( $\mu_f = 140$ )

**Remark 2.10:** For the above Peterson graph we have given  $\mu_f$  the value  $p_7 = 140$ . As the range is  $p_{m-3} \leq \mu_f \leq p_n$ ,  $\mu_f$  can take all the pyramidal numbers lying between  $p_{m-3}$  and  $p_n = p_{15} = 1240$  and hence the possible values of  $\mu_f$  are 140, 204, 285, 385, 506, 650, 819, 1015, and 1240.

**Theorem 2.11:** All Stars  $K_{1,n}$  are Edge Magic Pyramidal for  $n \geq 3$  with the Magic constants  $\mu_f$  ranging from  $2n+3 \leq \mu_f \leq p_n$ .

**Proof:** Let  $v_0$  be the root vertex of the Star  $K_{1,n}$ . Let  $v_i, i = 1$  to  $n$  be the pendant vertices and  $e_i, i = 1$  to  $n$  be the edges.

$$\text{Define } f(v_0) = 1$$

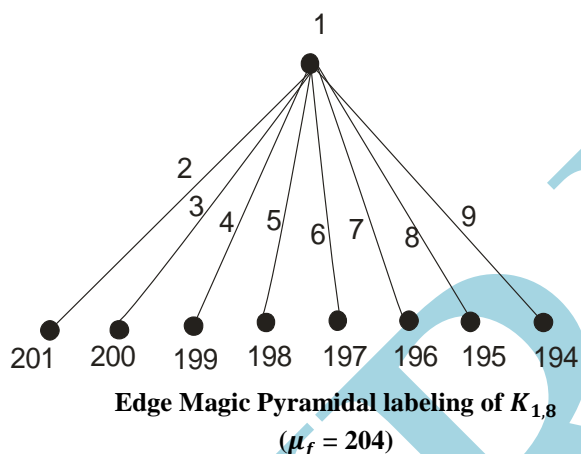
$$f(v_1) = \mu_f - 3$$

$$f(v_i) = f(v_{i-1}) - 1 \text{ for } 2 \leq i \leq n$$

$$f(e_i) = i + 1 \text{ for } 1 \leq i \leq n$$

By the above labeling all Stars  $K_{1,n}$  are Edge Magic Pyramidal for  $n \geq 3$ .

**Example:**



**Remark 2.12:** For  $K_{1,8}$  in this example we have given  $\mu_f$  the value  $p_8 = 204$ , As  $2n+3 \leq \mu_f \leq p_n$ ,  $\mu_f$  can take all the pyramidal numbers lying between  $2n+3=19$  and  $p_n = p_8 = 204$  and hence the possible values of  $\lambda_f$  are 30, 55, 91, 140, 204.

### III. Edge Magic Strength and Shift labelings

**Definition 3.1:** The Edge Magic Strength  $m(G)$  of a graph  $G$  is defined as the minimum of  $\mu_f$ , where the minimum is taken over all Edge Magic Pyramidal labelings of  $G$ . Analogous to the minimum magic strength, the maximum magic strength  $M(G)$  is defined as the maximum of all  $\mu_f$ .

**Definition 3.2:** An Edge Magic Pyramidal graph  $G$  is said to be Strong edge magic if  $m(G)=M(G)$ , Ideal edge magic if  $M(G) - m(G) < p_q$ , Weak edge magic if  $M(G) - m(G) > p_q$  where  $p_q$  is the  $q^{\text{th}}$  Pyramidal number.

**Lemma 3.3:** The Stars  $K_{1,n}$  are Strong edge magic pyramidal for  $n = 3$  and Ideal edge magic pyramidal for all  $n \geq 4$ .

**Proof:** The Edge magic constants for all Stars  $\mu_f$  range from  $2n+3 \leq \mu_f \leq p_n$ . When  $n=3$  we have  $9 \leq \lambda_f \leq p_3 = 14$ . Under this range 14 is the only Pyramidal number. Therefore  $m(G) = M(G) = 14$ . Hence  $K_{1,3}$  is Strong edge magic pyramidal for  $n = 3$ . For all  $n \geq 4$ ,  $M(G) = p_n$  and  $m(G)$  is approximately equivalent to  $2n+3$ . Therefore we have  $M(G) - m(G) = p_n - (2n + 3) < p_n$  for any positive integer  $n \geq 4$ . Hence the Stars  $K_{1,n}$  are Ideal edge magic pyramidal for all  $n \geq 4$ .

**Lemma 3.4:** The Peterson graph is an Ideal Edge Magic Pyramidal graph.

**Proof:** The Edge magic constants of a Peterson graph range from  $p_{m-3} \leq \mu_f \leq p_n$  where  $m, n$  are the number of vertices and edges in the graph. Clearly  $p_n - p_{m-3} < p_n$  for any  $m, n$ . In particular when  $m = 10$  and  $n = 15$  we have,  $p_7 \leq \mu_f \leq p_{15}$ . Hence  $140 \leq \mu_f \leq 1240$ . Now  $M(G) = 1240$  and  $m(G) = 140$ .  $M(G) - m(G) = 1100 < p_{15} = 1240$  which implies that Peterson graph is Ideal edge magic Pyramidal.

**Remark 3.5:** All Complete bipartite graphs  $K_{m,n}$  are Weak edge magic pyramidal. For  $K_{m,n}$ ,  $\mu_f$  range from  $p_{m+2} \leq \mu_f \leq p_{m^2+i}$  for  $m = n$  where  $i$  takes the values 0,2,4,6... for each  $m$  ranging from 2,3,4,... and for  $m \neq n$ ,  $\mu_f$  approximately varies from  $p_{m+2} \leq \mu_f \leq p_{mn+m \sim n}$ . Obviously we have  $p_{m^2+i} - p_{m+2} > p_{mn}$ ,  $p_{mn+m \sim n} - p_{m+2} > p_{mn}$  for any positive integers  $m$  and  $n$  which implies that  $K_{m,n}$  are Weak edge magic pyramidal.

**Definition 3.6:** The process of Shifting an Edge magic pyramidal graph with a particular magic constant say  $K$  to any other magic constant  $K'$  such that either  $K' > K$  or  $K' < K$  is termed as Edge magic Shift labeling.

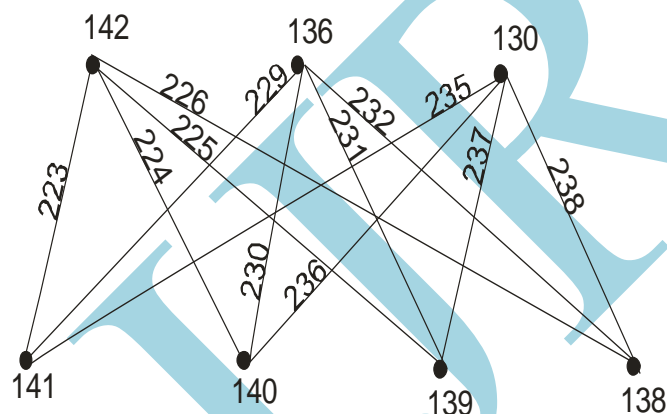
**Definition 3.7:** The Upper Edge magic Shift labeling of an Edge magic pyramidal graph is the process of shifting the graph with a particular magic constant  $K$  to any other magic constant  $K'$  such that  $K' > K$ . Let  $\Delta$  denote the Edge magic forward difference operator defined by  $\Delta = K' - K$ . By replacing all the edge labels in the primal graph by  $f(e_i) + \Delta$  we get the Upper Edge magic Shift labeling.

**Definition 3.8:** The Lower Edge magic Shift labeling of an Edge magic pyramidal graph is the process of shifting the

graph with a particular magic constant  $K$  to any other magic constant  $K'$  such that  $K' < K$ . Let  $\nabla$  denote the Edge magic backward difference operator defined by  $\nabla = K - K'$ . Let  $S$  denote the set of vertex labels and  $T$  denote the set of edge labels. Let  $\alpha_i, i = 1, 2, \dots$  denote the elements of  $S$  and  $\beta_j, j = 1, 2, \dots$  denote the elements of  $T$ . If each  $\alpha_i > \nabla$  then in the primal graph replace the vertex labels  $f(v_i)$  by  $f(v_i) - \nabla$  for all  $i$  such that no two adjacent vertices undergo the operation. If each  $\beta_j > \nabla$ , then in the primal graph replace  $f(e_i)$  by  $f(e_i) - \nabla$  which in turn yields a Lower Edge magic Shift labeling.

**Remark 3.9:** The graph  $K_{3,4}$  in Theorem 2.7 with magic constant  $\mu_f = K = 285$  has been shifted to an Edge magic pyramidal graph with a higher magic constant  $K' = 506$  as follows: Let  $\Delta = K' - K = 506 - 285 = 221$ . Now, by replacing all the edge labels in the primal graph by  $f(e_i) + \Delta = f(e_i) + 221$  we get the Upper Edge magic Shift labeling.

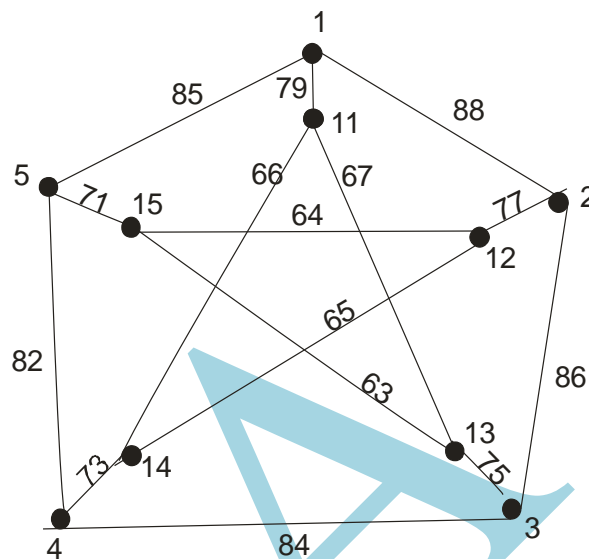
**Example:**



Upper Edge Magic Shift labeling of  $K_{3,4}$   
( $\mu_f = K' = 506$ )

**Remark 3.10:** The Peterson graph in Theorem 2.9 with magic constant  $\mu_f = K = 140$  has been shifted to an Edge magic pyramidal graph with a lower magic constant  $K' = 91$  as follows: Let  $\nabla = K - K' = 140 - 91 = 49$ . Let  $S$  denote the set of vertex labels and  $T$  denote the set of edge labels. Let  $\alpha_i, i = 1, 2, \dots$  denote the elements of  $S$  and  $\beta_j, j = 1, 2, \dots$  denote the elements of  $T$ . As  $\beta_j > \nabla$ , in the primal graph replacing  $f(e_i)$  by  $f(e_i) - \nabla$  we get the Lower Edge magic Shift labeling

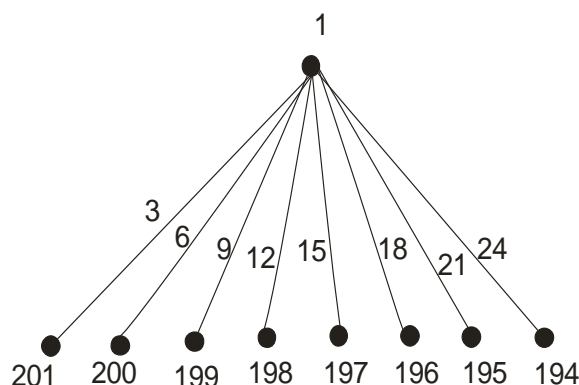
**Example:**



Lower Edge Magic Shift labeling of Peterson graph ( $\mu_f = K' = 91$ )

**Definition 3.11:** An Edge Antipyramidal labeling is a labeling derived from an Edge magic pyramidal graph with a particular Edge magic constant  $\mu_f$  by adding the odd numbers 1,3,5... successively with either the vertex labels or the edge labels which are of the least range such that the weight of all the edges  $f(u) + f(v) + f(uv)$  where  $uv \in E(G)$  are distinct and they are not Pyramidal numbers.

**Example:** The Antipyramidal labeling of the Star graph mentioned in Theorem 2.11 is as follows:



In this labeling the distinct Edge weights are 205,207,209,211,213,215,217, 219 and they are not Pyramidal numbers. They form an Arithmetic Progression with the first term as  $a = 205$  and common difference  $d = 2$ .

#### IV. CONCLUSION

Analogous to Edge magic Pyramidal graphs Vertex magic Pyramidal graphs are also introduced. Since every edge is

incident with two vertices most of the graphs satisfy the condition of Edge magic Pyramidal labeling. But it is interesting to investigate graphs that are Edge magic Pyramidal but not Vertex magic Pyramidal. Those graphs can be termed as Partially magic Pyramidal graphs. This work has brought Pyramidal numbers into existence. As the difference between any two pyramidal numbers is a perfect square and the difference is sufficiently large, Pyramidal numbers can be used in distance labelings as frequencies of the transmitters for better transmission.

#### REFERENCES:

- [1] M. Apostol, **Introduction to Analytic Number Theory**, Narosa Publishing House, Second edition, 1991.
- [2] J.A. Bondy and U.S.R. Murty, **Graph Theory with applications**, Macmillan press, London (1976).
- [3] J.A. Gallian, **A Dynamic Survey of Graph Labeling**, The Electronic Journal of Combinatorics (2014).
- [4] F. Harary, **Graph Theory** Addison – Wesley, Reading Mars., (1968).
- [5]. W.D. Wallis, Edy T. Baskoro and Mirka Miller Slamin, **Edge Magic Total Labelings**, The Australasian Journal of Combinatorics. 22(2000), pp.177-190..